

Halloween Board Game

Traditional Chinese Characters | Jyutping | English

Thank You! I hope that your family enjoys this product. If you use this product, I would love to see it! Please feel free to tag me on Instagram or Facebook @sweetnotelearning.

For more resources and fun Chinese learning activities, visit:
www.sweetnotelearning.com

Terms of Use

By downloading this resource, you are agreeing that the contents are the property of Sweet Note Learning. This product is licensed to only you for personal use for one family. You may not copy, reproduce or redistribute any of this file by emailing it or posting it to any website directly. Duplication is strictly prohibited.



This product was designed for letter size paper, 8.5 x 11 inches. If you are printing with any other size paper, please check printer settings before printing. Selecting "shrink to fit" will allow the design to fit on your paper size. For extended life, I recommend laminated any flashcards, labels or posters.


✉ sweetnotelearning@gmail.com

Sweet Note
LEARNING



萬聖節遊戲

終點
Finish



前進一格

Move forward 1 step.



倒退一格

Move backwards 1 step.




暫停一次

Skip 1 turn.



回到起點


Return back to the start.











Cut on the solid line.

Fold on the dotted line.

Glue backside together.



hei ⁻² dim ⁻² 起 點 Start						
maan ⁻⁶ sing ⁻³ zit ⁻³ jau ⁻⁴ hei ⁻³ <h1>萬聖節遊戲</h1>						
zung ⁻¹ dim ⁻² 終 點 Finish		cin ⁻⁴ zeon ⁻³ jat ⁻¹ gaak ⁻³ 前 進 一 格 Move forward 1 step.				
		dou ⁻² teoi ⁻³ jat ⁻¹ gaak ⁻³ 倒 退 一 格 Move backwards 1 step.				
		zaam ⁻⁶ ting ⁻⁴ jat ⁻¹ ci ⁻³ 暫 停 一 次 Skip 1 turn.				
		wui ⁻⁴ dou ⁻³ hei ⁻² dim ⁻² 回 到 起 點 Return back to the start.				
						

Cut on the solid line.
 Fold on the dotted line.
 Glue backside together.

